


# Clever Applications Library

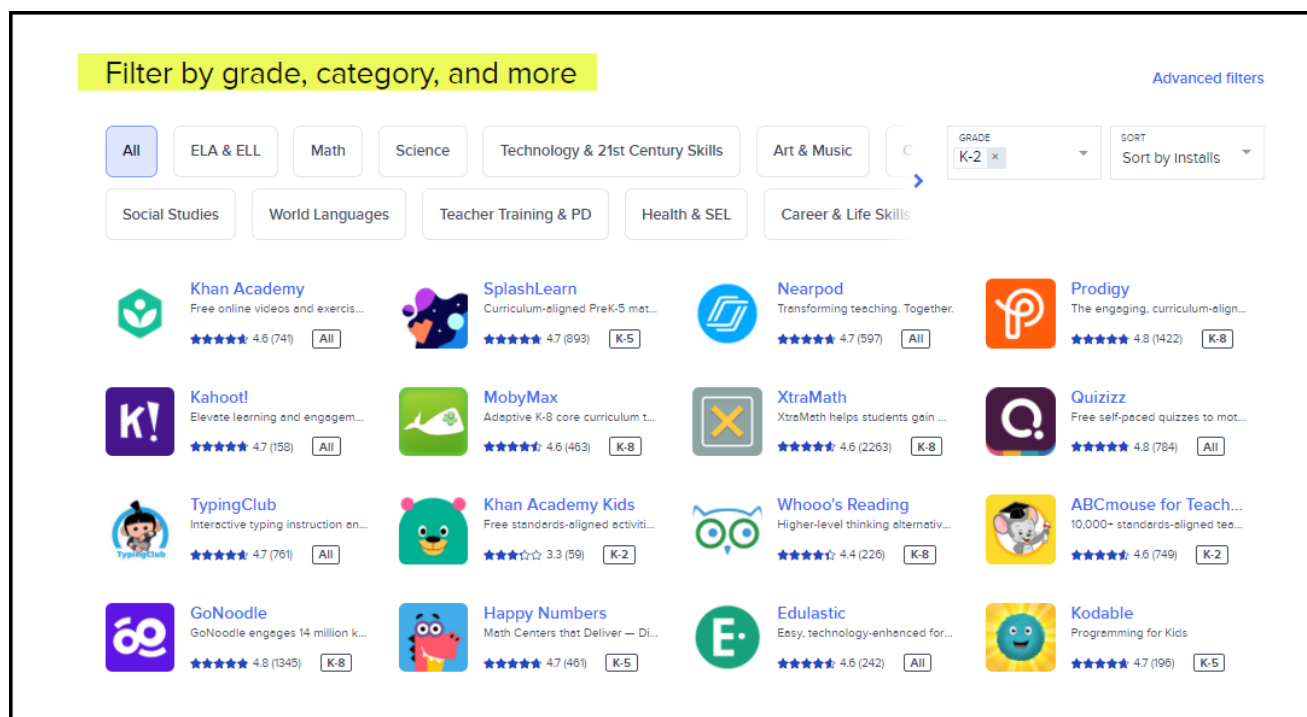
All HPS applications are inside the tab: main Instructional Software (Districts), as shown below.

Note: Apps will be available for teachers depending in the grade level, and classes on the Skyward/




Teachers can add any free application available on Clever Library, however, the application will not synchronize with Skyward, teachers need to upload the student's roster to the application and also add the application to their Clever page, so students can see it.

On the library, select by subject, grade level, or the most popular apps added by HPS teacher will appear on the page:




# How to add an application to the Clever page:

1. From the dashboard, click on the + Add icon - on the button-right



2. Select if it is a New page (where your students will be able to see the app) or a new app (can be used by you or students)



3. If a page is selected, you will see these options:

You can create a tab by subject inside "Category", then bring in the Apps

